











Guidelines for Cleaning and Disinfecting your NEC Device

Keeping your device free from dust and fingerprints will ensure you enjoy the best possible viewing experience, but it is vital that you follow these simple steps to avoid damaging surfaces. Under the current threat of Covid-19, our recommended guidelines describe how to safely sanitise your device to support infection control measures.

The guidance below applies to all NEC Display Solution products including **Desktop Monitors, Projectors and Large Format Displays** (interactive and non-interactive) including remote controls.

-  We recommend wearing disposable gloves when cleaning and disinfecting surfaces. Avoid contact with skin and eyes when cleaning.
-  Turn off the device and disconnect any peripheral devices.
-  Disconnect the AC power supply and remove batteries from items such as remote controls.
-  Do not spray any liquids directly onto the product in order to prevent it entering the electronic device.
-  Moisten a lint-free or microfiber cloth. The cloth should be damp, not dripping wet. Do not use any material other than a microfiber cloth as this could cause damage to your device. Do not use paper towels or tissues.
-  A microfiber cloth dampened with just water is sufficient to lift dust and fingerprints, however, to disinfect your device, use a mixture of 70% isopropyl alcohol and 30% water. A higher alcohol content is not necessarily more effective.
-  Gently wipe the moistened cloth across the surface. When cleaning a display screen or touchscreen panel, wipe in one direction only.
-  After cleaning, surfaces must be completely air-dried before turning on the device.
-  After disinfecting the device, glass surfaces should be cleaned again using a display cleaner, and a clean dry microfiber cloth. Avoid glass cleaning products containing Ammonia.
-  When finished, discard gloves and wash hands immediately with soap and water.

Avoid using any of the following chemicals or products containing these chemicals:

- Any chlorine-based cleaner, such as bleach
- Peroxides (including hydrogen peroxide)
- Chemicals like acetone, paint thinner, benzene, methylene chloride or toluene
- Ammonia
- Ethyl alcohol, Ethyl acid

Customers may experience some visible changes to cosmetic finishes over time as a result of the cleaning techniques mentioned in this document. Take extra precaution when cleaning painted or glossy surfaces, test a small area before proceeding.

For additional information on cleaning and disinfecting surfaces, visit <https://www.cdc.gov/coronavirus/2019-ncov/prepare/cleaning-disinfection.html>